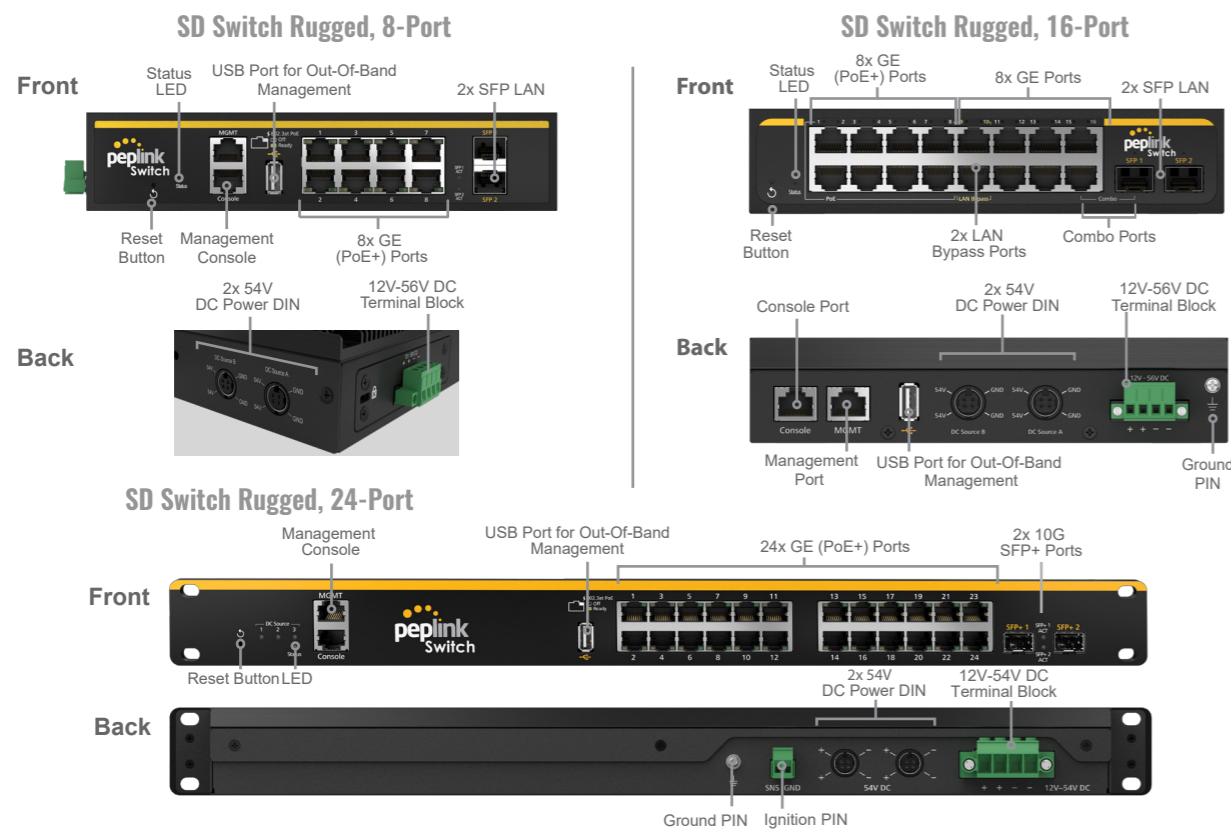


# Specifications

	SD Switch Rugged, 8-Port	SD Switch Rugged, 16-Port	SD Switch Rugged, 24-Port
LAN Interface	8x 802.3at (PoE+) GE Ports, 2x SFP Ports	8x 802.3at (PoE+) GE Ports, 8x GE Ports 2x SFP Ports	24x 802.3at (PoE+) GE Ports, 2x SFP+ Ports
VLAN Groups	Yes	Yes	Yes
Fiber Module	2x 1 Gbps	2x 1 Gbps	2x 10 Gbps
AC Adaptor	AC Input 100V-240V DC Output 54V#	AC Input 100V-240V DC Output 54V#	AC Input 100V-240V DC Output 54V%
Power Input	DC Power DIN 2x 54V Terminal Block: 12V - 56V DC	DC Power DIN 2x 54V Terminal Block: 12V - 56V DC	Redundant DC Power DIN: 54V Terminal Block: 12V - 54V DC
Power Consumption	20W System, 90W PoE+ Power Budget (supports up to 240W#)	20W System, 90W PoE+ Power Budget (supports up to 240W#)	50W System, 120W PoE+ Power Budget (supports up to 250W%)
Dimensions (L x W x H)	8.2 x 6.3 x 1.7 inches 210 x 160 x 43 mm	7.5 x 9.0 x 1.5 inches 190 x 226 x 35 mm	10.5 x 19.1 x 1.7 inches 265 x 485 x 45mm
Weight	2.2 pounds 1.0 kg	4.4 pounds 2.0 kg	11.3 pounds 5.14 kg
Operating Temperature	-40° – 149°F -40° – 65°C	-40° – 149°F -40° – 65°C	-40° – 149°F -40° – 65°C
Humidity	15% – 95% (non-condensing)	15% – 95% (non-condensing)	15% - 95% (non-condensing)
Warranty	1-Year Limited Warranty	1-Year Limited Warranty	1-Year Limited Warranty

# The bundled PSU provides 90W of PoE power budget. If you require 240W of power budget, please add 180W PSU (ACW-623) to your device.  
% The bundled PSU provides 120W of PoE power budget. If you require 250W of power budget, please add 180W PSU (ACW-623) to your device.



## Product Ordering Information

Product Code	Description
PSW-8-240W-RUG	PoE enabled (delivers up to 240W) Gigabit (8 ports) and SFP (2 ports) switch with a fanless design for industrial environments.
PSW-16-240W-RUG	PoE enabled (delivers up to 240W) Gigabit (16 ports) and SFP (2 ports) switch with a fanless design for industrial environments.
PSW-24-250W-RUG	PoE enabled (delivers up to 250W) Gigabit (24 ports) and SFP+ (2 ports) switch with a fanless design for industrial environments.



# SD Switch Rugged

## Industrial-Grade PoE+ Switch with Cloud Intelligence



## Simplified LAN Management

No more command lines. Use InControl 2 cloud management to remotely monitor, troubleshoot, and configure your network:

- Monitor:** Port status, connectivity, firmware version.
- Troubleshoot:** See all clients, search by MAC address.
- Configure:** Centralize VLAN, firmware, and configurations.




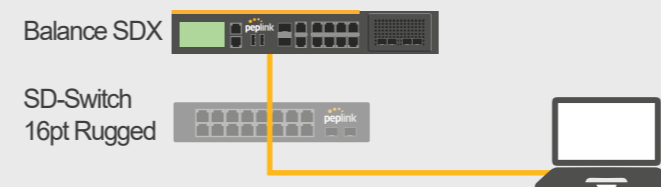
## Ready for Any Environment



The SD-Switch Rugged can handle -40°F (-40°C) to 149°F (65°C). The fanless design enables it to function in high-particle environments.

## Greater Deployment Flexibility

16-Port SD-Switch Rugged: LAN Bypass and Combo Port



**LAN Bypass Ports:** If the switch loses power, the LAN bypass ports will still connect.

**Combo Port:** ETH 16 and SFP 1 are a combo port that share the same port number.